

# Flip Book Study Guide

Serving Our Savior, SOS, offers this study guide to accompany our latest product, a flip book designed to share the gospel with one individual or a small group using 3 things God cannot do. This training guideline can be used individually and also as a two session special study for churches to offer on Wednesday or Sunday nights. (see link) [https://youtu.be/Jwx2\\_0kMPH8](https://youtu.be/Jwx2_0kMPH8)

## Session 1-Presenting the 3 Things God Cannot Do



Jesus began many conversations by asking a question...

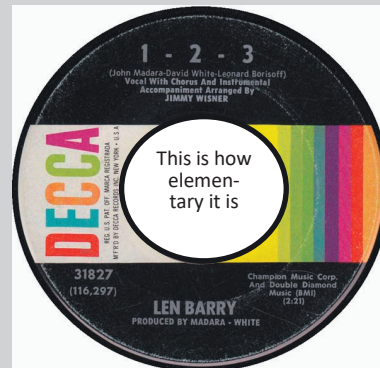
Begin by asking a question. Say:

***"Would you like to see the 3 things God cannot do?"***

...if "yes" proceed to share 3 things.  
if "no" then you do not share.



- Introduce the flip book turning to the page with 1, 2, and 3 circles.
- Reveal the first thing God cannot do by turning the page, read it and quote the scripture.
- Continue by presenting the second and third pages in the same manner



...Ask another question:



Turn to the 50, 75, or 100 percent question and read the question.

If slow to answer ask: ***"If you had to choose one, which one would it be?"***

If presenting to more than one person, extend your arm and point to each person and say:

***"How about you?"***

If a person says 100 %, congratulate them and give them a 3 Things tract. Thank them for letting you share the gospel with them.

If a person says less than 100% say:

***"Would you like to be 100%; it only takes a few minutes?"***

If they say yes then proceed to the ABCs.

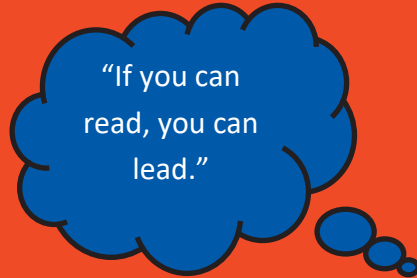
If they decline, give them a tract and thank them for letting you share the gospel.



# Session 1-Presenting the ABCs

For anyone that was less than 100% and wants to be 100% sure that they will go to heaven, you will need to present the ABCs to them.

It is important that the person has a clear understanding of each page before you move to the next page. Do not proceed if the person is unclear or confused as you share with them.



# ABCs



# A

Read A and after reading say:

*"All of us have done things wrong in our lives." Do you admit that you have sinned?"*

Note: the person needs to say yes before you go to B.

# B

Read B and after reading say:

*"The Bible says we need to believe in our heart that Jesus died, was buried and rose again on the third day. He died for me (point to yourself) and you (point to person). Say, "Do you believe that Jesus died for you?"*

Note: the person needs to say yes before you go to C.

# C

Read C and before the pray part say:

*"You saw the 1st thing God cannot do. He cannot lie. He says if you call on him you shall be saved. Would you call on him with me now?"*

If they say no or not now, give them a tract and thank them and tell them you will be praying for them.

If they say yes, then tell them to "repeat after me." Read the prayer and pause after a few words so that they can repeat it easily. After the prayer say:

*"If you prayed and believed in your heart then you are now 100%."*

Give them a 3 Things tract and write on the tract the date on the line Date Saved \_\_\_\_\_



Session 1 Assignment- Practice using the flipbook by yourself or with your group and with friends and family.

# Session 2 Opportunities To Share

## 3 Things God Cannot Do

The flip book uses the strategy of **3 Things God Cannot Do** which is easy to present and also easy to receive by people you may encounter as you go through your everyday activities. In the Bible the phrase, “go ye therefore” means as you are going. A good practice is to match your activity to the person you will be talking to. If you are shopping, then share with shoppers. If you are at the gym, then share with those at the gym. You should not be dressed in church clothes and approach someone fishing.

Use the letter A, C, and T as a guide as when you might have an opportunity to share and if all three of these can be checked off, then you may ACT.

**A**pproachable- Are you comfortable approaching this person and asking them, “Would you like to see the 3 things God cannot do?”

**C**ondition- The conditions should be a calm and somewhat quiet area where you can easily carry on a conversation. A park, rest area, or waiting rooms are great conditions to share.

**T**ime- Is it reasonable that you would have 5 minutes to engage this person to present the gospel?

## Examples


Students sharing at school



Waiting at airport



Public parks



Think of possible situations when you could share. If in a group, have discussion

# Session 2 continued...

Before you can **ACT**:

**BE PREPARED**

THE FLIPBOOK AND 3 THINGS TRACTS SHOULD BE HANDY TO USE AS OPPORTUNITIES PRESENT THEMSELVES TO YOU IN YOUR ACTIVITIES.

## KEY POINTS

**GUIDANCE** - Let the Holy Spirit guide you and whisper a prayer before you share.

**AUTHORITY** - Jesus gives us the authority to share the gospel and the Holy Spirit gives us the power to go out and be witnesses.

### REMEMBER TO GET PERMISSION OR A RESPONSE BEFORE YOU PROCEED

- |  |                      |
|--|----------------------|
| <input type="checkbox"/> Would you like to see ...?          | Get a yes to proceed |
| <input type="checkbox"/> Are you 50,75,100...?               | Get a response       |
| <input type="checkbox"/> Would you like to be 100%?          | Get a yes to proceed |
| <input type="checkbox"/> Do you admit you have sinned?       | Get a yes to proceed |
| <input type="checkbox"/> Do you believe Jesus died...?       | Get a yes to proceed |
| <input type="checkbox"/> Would you like to pray with me now? | Get a yes to proceed |

Address label goes here

### USING THE FLIP BOOK OVERCOMES THE MAIN FEARS IN SHARING THE GOSPEL

- How to **BEGIN** a conversation-

*Would you like to see the 3 Things...?*

- **KNOWLEDGE** of the Bible-

*You have just read the scriptures...*

- **REJECTION**- You ask permission; if someone says no, then you simply do not share.



Contact Information for SOS or to order materials:



PO Box 189 Dover FL 33527 Ph: (813) 494-7512 Email: [info@sosevents.org](mailto:info@sosevents.org)

[www.sosevents.org](http://www.sosevents.org) [www.sosevents.org](http://www.sosevents.org) [www.sosevents.org](http://www.sosevents.org)